

東芝照明器具配光データシート


| | |
|----|-----------------|
| 名称 | LED照明器具 |
| 形名 | LEDG-15852N (K) |

| | | |
|-----|---|------|
| 保守率 | 良 | 0.78 |
| | 中 | 0.76 |
| | 否 | 0.72 |

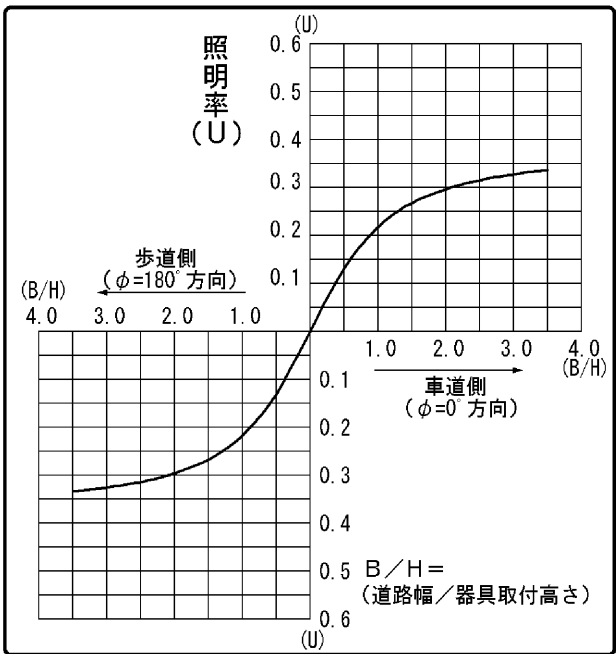
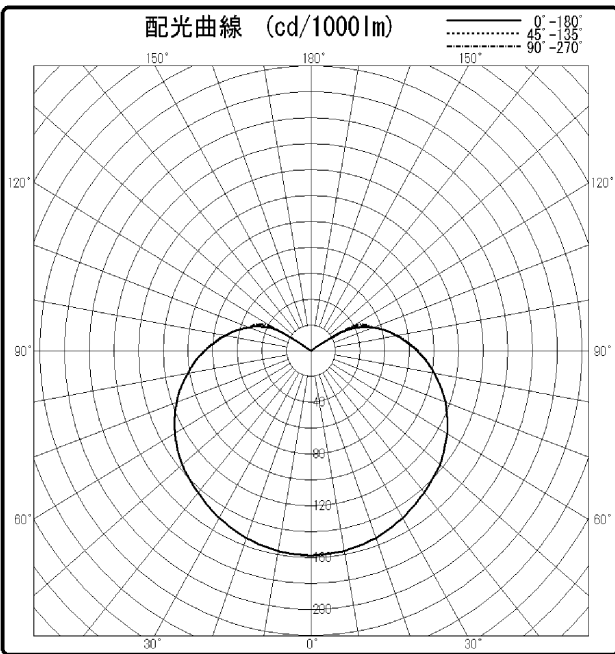
| | | |
|----|----|--------------|
| 光源 | 名称 | LED |
| | 形名 | — |
| | 光束 | 10000 lm × 1 |

| | | |
|----|-----------------|----------|
| 効率 | F $\frac{1}{2}$ | 21.3 % |
| | F $\frac{3}{4}$ | 78.7 % |
| | F \bigcirc | 100 % |
| | 器具光束 | 10000 lm |

| | |
|-----|-----------|
| 前面 | グローブ (乳白) |
| 反射面 | |



備考



| $\theta \backslash \phi$ | 0° | 45° | 90° | 135° | 180° |
|--------------------------|-----|-----|-----|------|------|
| 0° | 158 | 158 | 158 | 158 | 158 |
| 10° | 157 | 157 | 157 | 157 | 157 |
| 20° | 154 | 154 | 154 | 154 | 154 |
| 30° | 149 | 149 | 149 | 149 | 149 |
| 40° | 143 | 143 | 143 | 143 | 143 |
| 50° | 137 | 137 | 137 | 137 | 137 |
| 60° | 128 | 128 | 128 | 128 | 128 |
| 70° | 116 | 116 | 116 | 116 | 116 |
| 80° | 102 | 102 | 102 | 102 | 102 |
| 90° | 86 | 87 | 87 | 87 | 86 |
| 100° | 70 | 70 | 71 | 70 | 70 |
| 110° | 54 | 54 | 54 | 54 | 54 |
| 120° | 32 | 37 | 39 | 37 | 33 |
| 130° | 0 | 0 | 0 | 0 | 0 |
| 140° | 0 | 0 | 0 | 0 | 0 |
| 150° | 0 | 0 | 0 | 0 | 0 |
| 160° | 0 | 0 | 0 | 0 | 0 |
| 170° | 0 | 0 | 0 | 0 | 0 |
| 180° | 0 | 0 | 0 | 0 | 0 |

