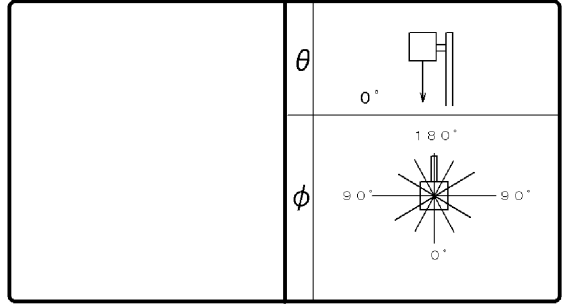


# 東芝照明器具配光データシート

|    |                 |
|----|-----------------|
| 名称 | LED街路灯          |
| 形名 | LEDG-10802N (K) |

|     |   |      |
|-----|---|------|
| 保守率 | 良 | 0.78 |
|     | 中 | 0.76 |
|     | 否 | 0.72 |

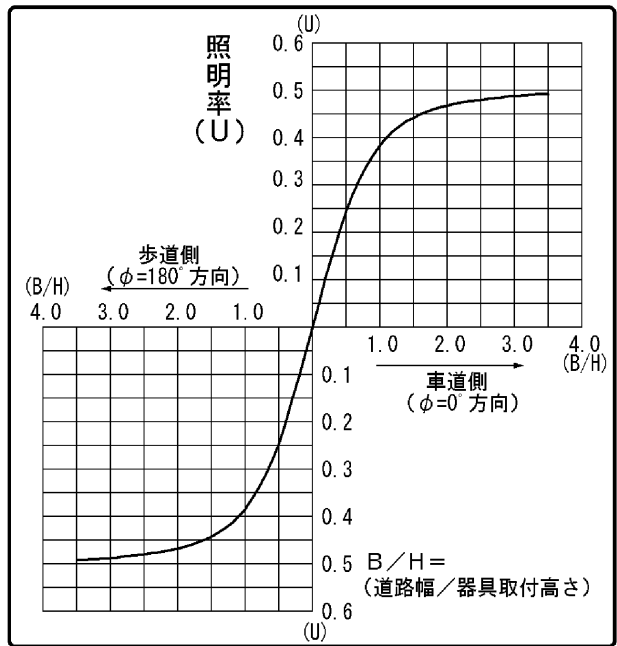
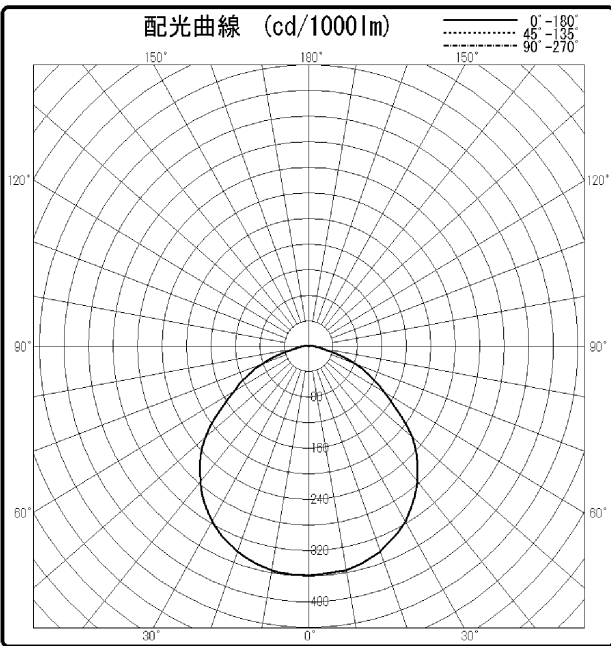


|    |    |              |
|----|----|--------------|
| 光源 | 名称 | LED          |
|    | 形名 | -            |
|    | 光束 | 10500 lm x 1 |

|    |                 |          |
|----|-----------------|----------|
| 効率 | F $\frac{1}{2}$ | 0.0 %    |
|    | F $\frac{1}{4}$ | 100 %    |
|    | F $\bigcirc$    | 100 %    |
|    | 器具光束            | 10500 lm |

備考

|     |            |
|-----|------------|
| 前面  | ガラス (クリアー) |
| 反射面 | -          |



| $\theta \backslash \phi$ | 0°  | 45° | 90° | 135° | 180° |
|--------------------------|-----|-----|-----|------|------|
| 0°                       | 358 |     |     |      |      |
| 10°                      | 356 |     |     |      |      |
| 20°                      | 342 |     |     |      |      |
| 30°                      | 316 |     |     |      |      |
| 40°                      | 276 |     |     |      |      |
| 50°                      | 221 |     |     |      |      |
| 60°                      | 141 |     |     |      |      |
| 70°                      | 83  |     |     |      |      |
| 80°                      | 22  |     |     |      |      |
| 90°                      | 0   |     |     |      |      |
| 100°                     | 0   |     |     |      |      |
| 110°                     | 0   |     |     |      |      |
| 120°                     | 0   |     |     |      |      |
| 130°                     | 0   |     |     |      |      |
| 140°                     | 0   |     |     |      |      |
| 150°                     | 0   |     |     |      |      |
| 160°                     | 0   |     |     |      |      |
| 170°                     | 0   |     |     |      |      |
| 180°                     | 0   |     |     |      |      |

